

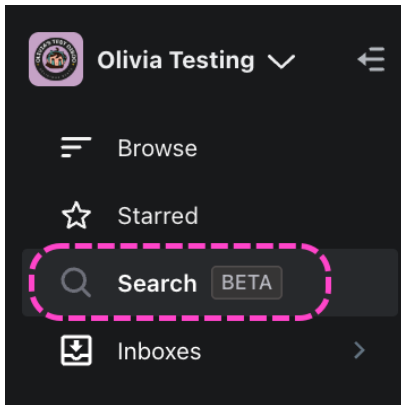
Feature Guide: Search (beta)

Last Modified on 03/09/2026 11:57 am PDT

We're currently beta testing a new search experience in DISCO!

At a glance

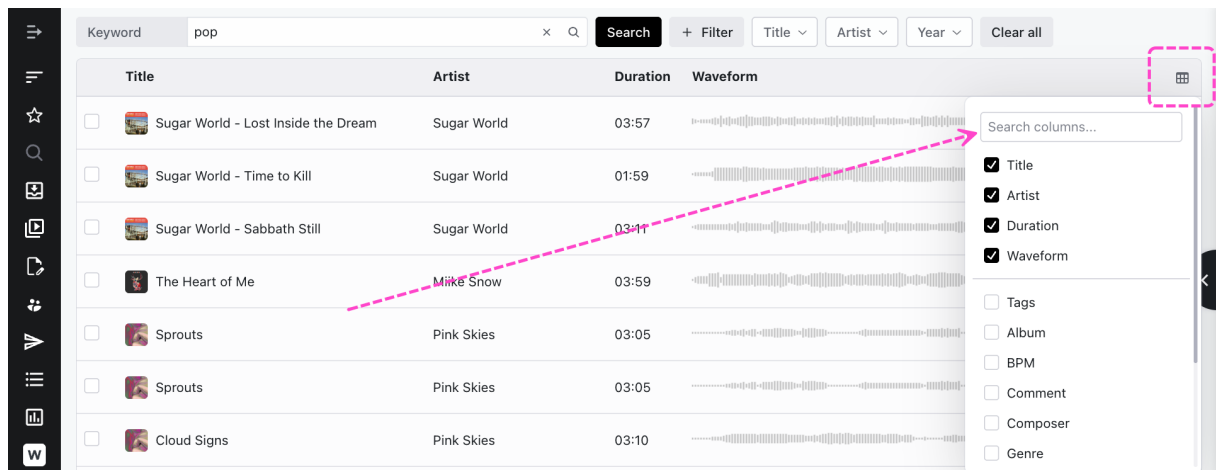
The new search experience is available for all DISCO users and can be accessed from the left sidebar.



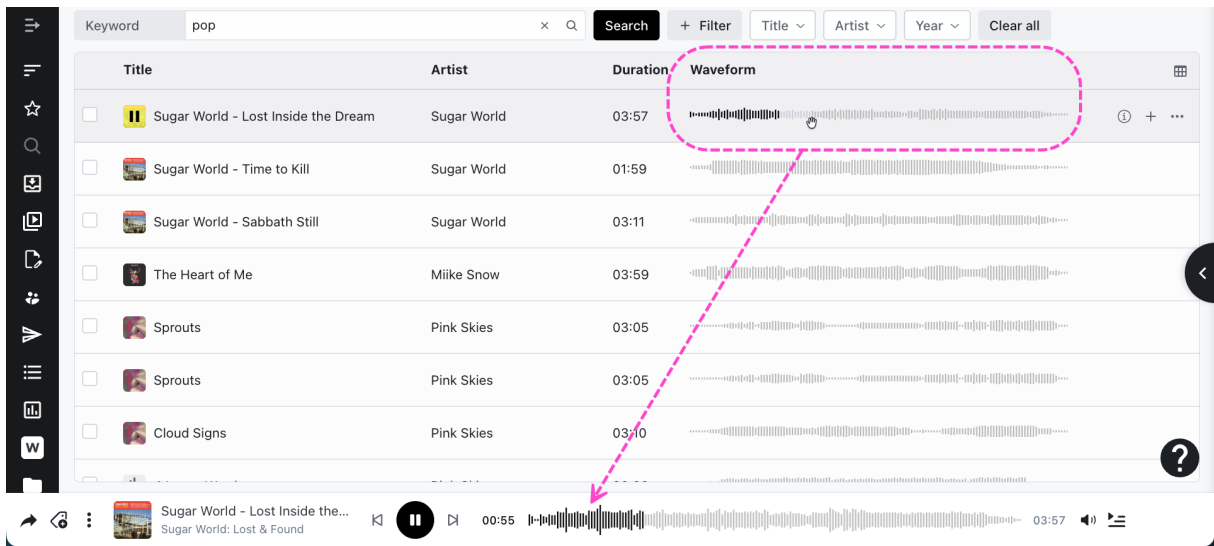
Note: All users still have access to the original search experience in DISCO.

Some highlights of our new search experience include:

- **Customize Columns:** Search for and select only the columns that matter to you.



- **Access key metadata instantly:** See more and click less. No need to open Tracks to check details.
- **Filter and sort faster:** Quickly find the Tracks you're after
- **Stream instantly:** Stream one Track after the next in quick succession by clicking the **Waveform** on the Search page



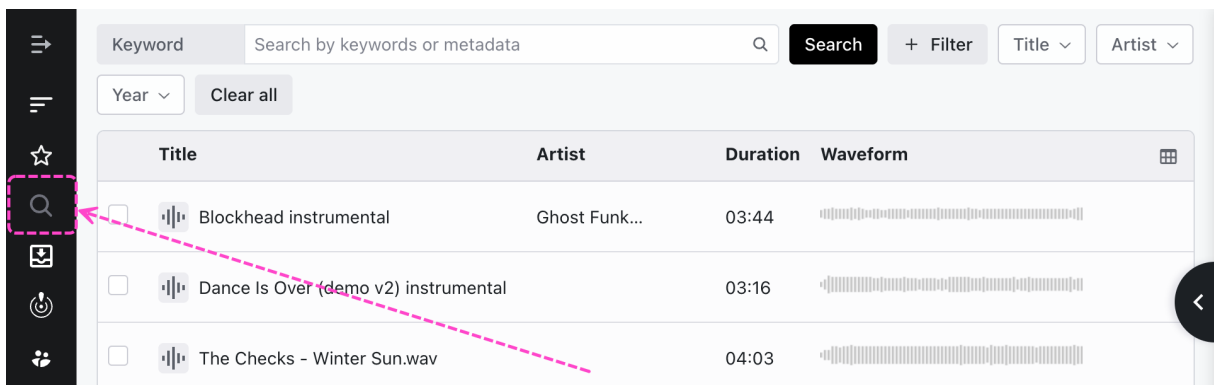
- **Browse seamlessly:** move smoothly from Track to Track without extra clicks

For more details, [check out our blog!](#)

How it works

Accessing the new search page

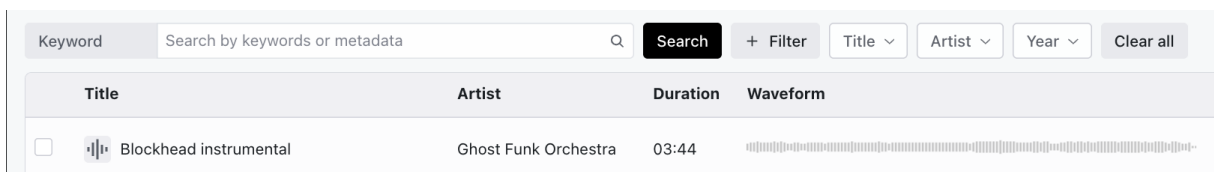
1. From the left sidebar of your DISCO, select **Search BETA**.
2. The new search page will open and the left sidebar will be collapsed.



Types of searches

The following search types are supported:

- **Keyword searches** - available to all users on DISCO. These function similarly to standard searches where you type in a keyword and results are generated by pulling from your Track metadata. You can also add **Filters** and conditions such as **Title**, **Artist**, and **Year**.



- **Prompt searches (via AIMS integration)** - These are only available to users with our AIMS integration paid add-on. [Visit this article for details.](#)

- **Similarity searches (via AIMS integration)** - These are only available to users with our AIMS integration paid add-on. [Visit this article for details.](#)

Performing a keyword search

1. From the left sidebar of your DISCO, select **Search BETA**.
2. Enter a keyword in the **Keyword** field.
3. *Optional:* Add **Filters**.
 - **Metadata**
 - **Tags** - filter by specific Track Tags
 - **Look in** - you can now find Tracks in Inboxes and Channels, in addition to what's in your Browse area
 - **Date ingested**
 - **Duration**
4. *Optional:* Add conditions such as **Title**, **Artist**, and **Year**.
5. Press the **Enter** key on your keyboard or click the **Search** button.

Example:

In this example, we wanted to find Tracks that meet two criteria:

1. Metadata contains "bass"
2. **Year is before or equal to 2016.**

The screenshot shows the DISCO search interface. The search bar contains the keyword "bass". The filter dropdown is set to "Year is before or equal to 2016". The search results table is as follows:

Title	Artist	Duration	Waveform
<input type="checkbox"/> Shark Out Of Water (Feat. Ships)	DJ Lounge Couch	04:44	
<input type="checkbox"/> Swimming in Danger	The Tennessee Triplets	04:03	
<input type="checkbox"/> My Brother	The Checks	08:28	
<input type="checkbox"/> Dogs Of Perfection	The Checks	04:16	
<input type="checkbox"/> Candyman Shimmer	The Checks	05:13	
<input type="checkbox"/> Black Frog	The Checks	03:15	