

# MultiDISCO Search feature guide (for music supervisors)

Last Modified on 03/19/2025 3:37 pm PDT

**MultiDISCO Search** is a feature for music supervisors to make finding Tracks from opted-in **DISCO Catalogs** *even easier*. It works alongside our existing search function, as well as [Similarity Search](#), and is super easy to use, *without* leaving your own DISCO!

## At a glance

Check out [this quick video from the School of DISCO](#) explaining MultiDISCO Search:

## Using MultiDISCO Search (for music supervisors)

The below is intended for users on a DISCO **supervisor** plan:

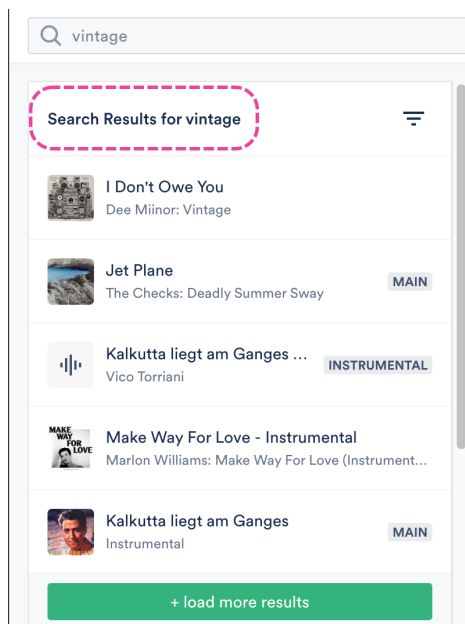
1. Do a keyword search\* or a Similarity Search using the top bar of your DISCO.



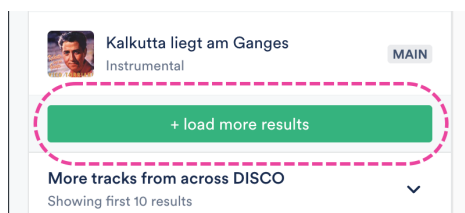
*\*At this time, MultiDISCO search is not supported for Advanced searches (that include filters).*

2. A **Search Results** feed will appear with two separate panes:

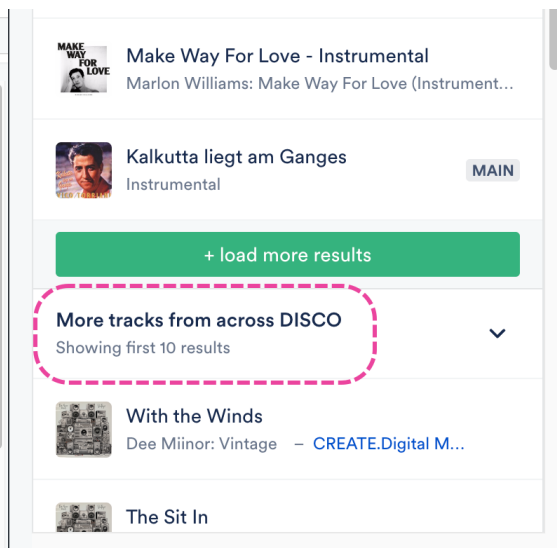
The top pane shows results from your *own* DISCO.



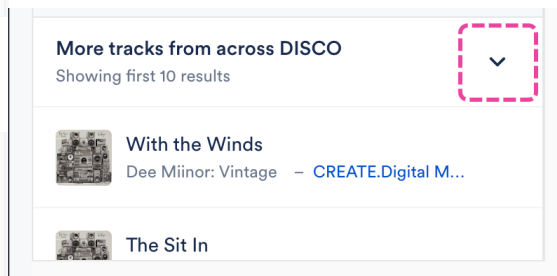
To see more of these results, click + load more results.



The bottom pane, labeled **More tracks from across DISCO**, shows results from opted-in Catalogs.



To minimize these results, click the arrow.

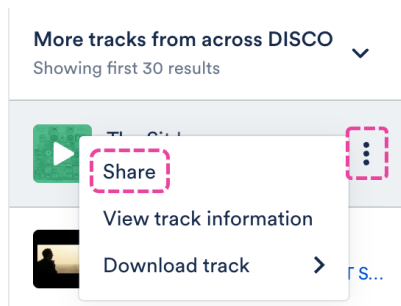


- Only the first 10 results under **More tracks from across DISCO** will be shown, but more will load as you continue scrolling.
- Right from the comfort of your own DISCO, you can:

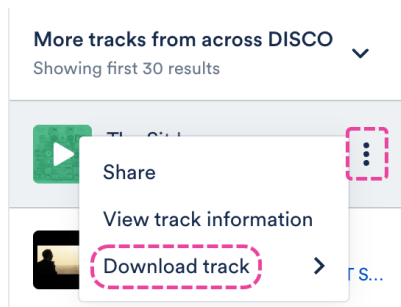
- stream the track



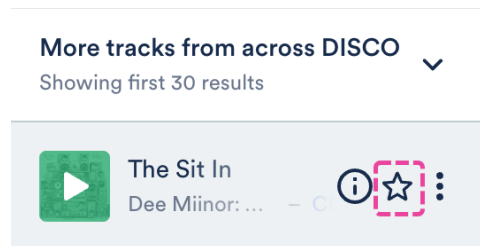
- share the Track



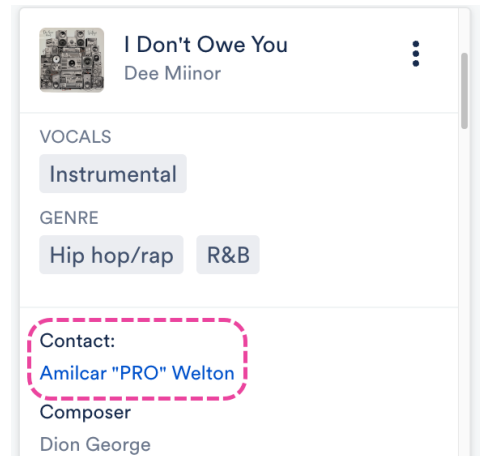
- download the Track



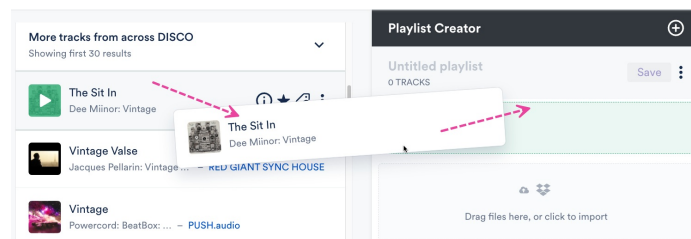
- add the Track to your Starred items



- view the Track Information (including the link to the Catalog and the Catalog owner's contact info)

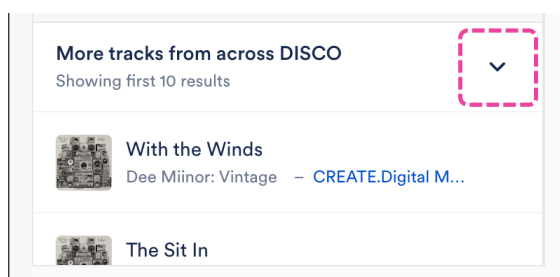


- drag and drop the Track into the Playlist Creator or a Channel



## Hiding the MultiDISCO Search results

If you would rather only see search results from your own DISCO, you can minimize the MultiDISCO Search results pane by clicking the arrow:



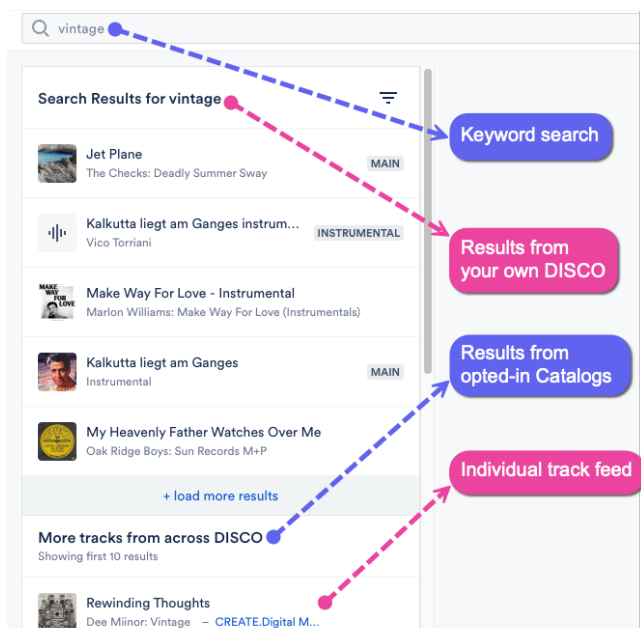
These results will stay minimized for subsequent searches.



## The difference between MultiDISCO search and Discover Music

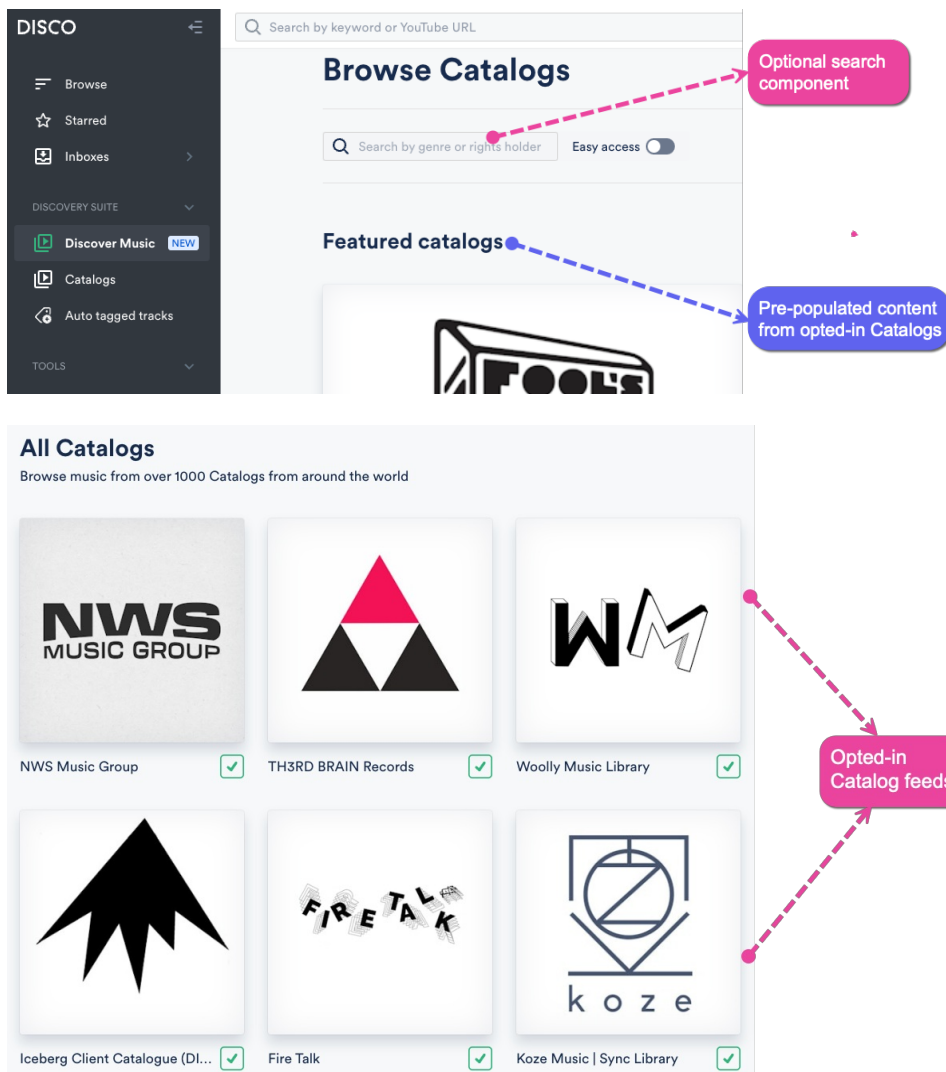
### MultiDISCO Search

MultiDISCO Search is available on supervisor plans. It is *not* a separate tool, as it is integrated with the existing search function in the top bar of a supervisor DISCO. Once a search is performed, a feed of search results will populate with two panes: the first containing Tracks and Playlists from their *own* DISCO, and the second containing Tracks and Playlists from the opted-in Catalogs of *other* DISCOs. Once the supervisor finds something of interest, they can click to open the Track in the explorer of their own DISCO.



### Discover Music

Discover Music is another feature specific to supervisor plans. It is a *separate* tool found under the **Discovery Suite** menu in the left sidebar of a supervisor DISCO. The Discover Music page presents supervisors with an existing feed of opted-in Catalogs (not individual Tracks) to browse through, without having to search. But, there is also a search component on the page that can be used. Once the supervisor finds something of interest, they can click to open the Catalog in a separate tab or window.

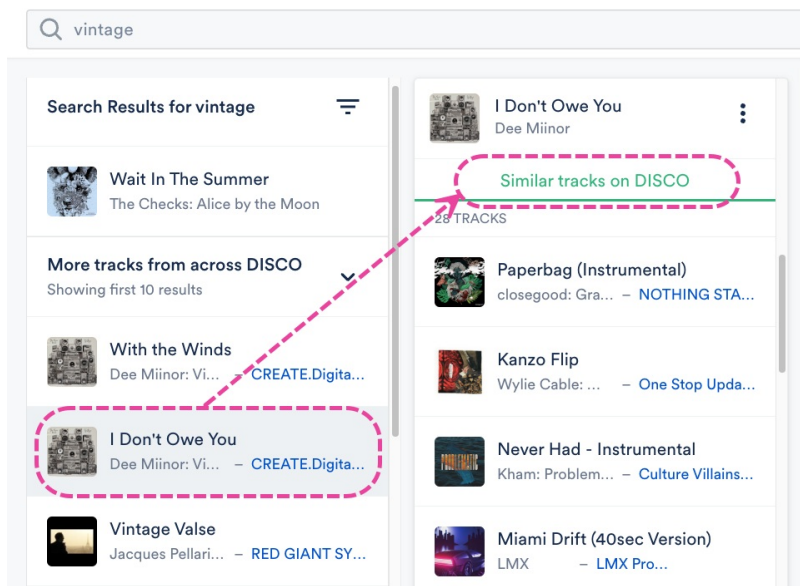


In summary, the key differences between **MultiDISCO Search** and **Discover Music** are:

MultiDISCO Search	Discover Music
is integrated with the existing search function	is a separate tool
requires a search to be performed to find content	content is pre-populated on the page (search is optional)
presents a feed of individual Tracks	presents a feed of Catalogs, not individual Tracks

## How Similarity Search works with MultiDISCO Search

A [Similarity Search](#) is performed when you select a Track from the MultiDISCO Search results. The Similarity Search results will populate in the **Similar tracks on DISCO** tab in the Track information column in the Explorer:



## Setting your DISCO Catalog content to appear in MultiDISCO Search results (for rights holders)

The below is intended for **rights holders** on DISCO who are using Catalogs and want to make their content readily available for music supervisors:

If you'd like your Catalog Tracks to appear in MultiDISCO Search, you'll need to publish your Catalog and [enable the Easy access setting to opt-in](#).

