

DISCO Discovery Suite: Frequently Asked Questions

Last Modified on 03/31/2025 11:14 am PDT

In this article, we'll address some frequently asked questions about our [Discovery Suite](#).

Discovery Suite FAQ

What is Discovery Suite?

Discovery Suite is an add-on feature pack that includes:

- [DISCO Catalogs](#) (formerly known as Libraries)
- [Auto-tagging](#)
- [Similarity Search](#)
- [Instant Instrumentals](#)
- [Lyrical Theme Tagging](#)

It's a great avenue for anyone wanting to create an outward-facing Catalog to be browsed by or appear in searches from vetted music supervisors on DISCO.

Discovery Suite has its own track quota and pricing separate from your base plan quota.

How much is the Discovery Suite?

Prices start at \$10 per month or \$108 per year for up to 250 tracks. More pricing options can be found below:

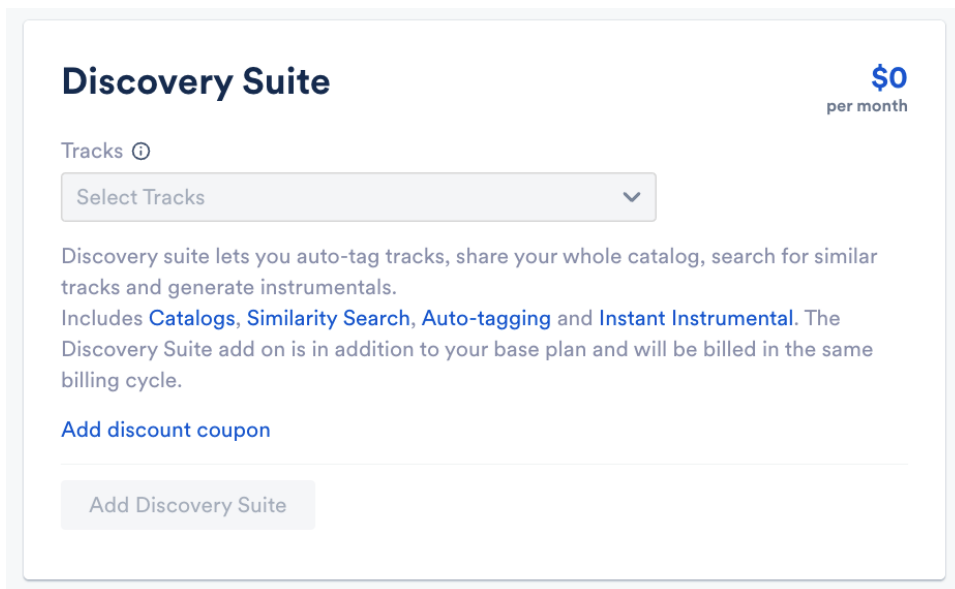
Track Quota	Cost Per Month
250	\$10
500	\$20
1000	\$40
3000	\$75
5000	\$90
10000	\$150
20000	\$200

How do I subscribe to the Discovery Suite?

Note: Only **Admins** in your DISCO can subscribe to Discovery Suite.

To subscribe:

1. In the top-right corner of your DISCO, open **Settings** (the person icon) and select **Settings and Account**.
2. Under **Workspace Settings**, select **Billing & Subscriptions**.
3. Locate the **Add Ons** section and scroll to **Discovery Suite**.
4. Select the number of **Tracks** from the drop-down, and click the **Add Discovery Suite** button.



The screenshot shows a modal window titled "Discovery Suite". In the top right corner, it displays "\$0 per month". Below the title, there is a "Tracks" section with a dropdown menu currently showing "Select Tracks". A descriptive paragraph explains that the Discovery Suite allows for auto-tagging tracks, sharing the catalog, and searching for similar tracks to generate instrumentals. It lists included features: Catalogs, Similarity Search, Auto-tagging, and Instant Instrumental. A note states that the add-on is billed in the same cycle as the base plan. At the bottom, there is a link "Add discount coupon" and a button "Add Discovery Suite".

5. From that same page, you can increase or decrease your quota, or cancel anytime ☐

Can I have a different track quota for Discovery Suite than I have in my base plan?

Yes – Discovery Suite track quota is independent from the base plan track quota but we recommend matching your base plan quota for simplicity.

What billing cycles are available?

Discovery Suite can be subscribed monthly or annually depending on the base plan billing frequency.

Does the quota reset each month, meaning I can auto-tag or include that number of Tracks in Catalogs each month?

No, your Discovery Suite quota is the total number of unique tracks connected to the AI (for auto-tagging) or hosted in Catalogs at any one time. It does not reset each month.

My base plan has a quota of 10,000 tracks and I also have a Discovery suite quota of 2,000 tracks. I auto-tagged 2,000 tracks. Can I add any tracks that are *not* auto-tagged to Catalogs?

Yes, you can add up to 2,000 tracks that are *not* auto-tagged into Catalogs, however, tracks that are *both* auto-tagged and in your Catalog still only use up *one* track towards your quota.

Can I cancel?

You can cancel your Discovery Suite subscription at any time. When you do, your Catalogs will be unpublished and the auto-tags will be removed.

DISCO Catalogs FAQ

Auto-tagging FAQ

What is the benefit of using DISCO's auto-tagging?

Tagging is time consuming and laborious. As multiple people become involved in the process, it's hard to keep tags and definitions consistent. DISCO's auto-tags are crowd sourced from our users in sync, and are based on the vocabulary our industry uses every day.

You can be confident that the consistency and quality of DISCO's auto tags will improve your colleagues' and your clients' discovery experience.

Other services provide broad keywords and static, one time tagging that requires you to export and re-import your content. DISCO's auto-tags are seamlessly integrated into the way you work every day – no csv imports required.

How does auto-tagging work?

We trained our model by collecting keywords and tags most commonly used by music supervisors and sync teams. Our tags cover the key reference points in briefs and music discovery: genre, tempo, mood/feel, type, vocals, instrumentation, and BPM.

Tracks are sent to the AI system which listens and applies tags inside DISCO for instant access while searching.

Can I subscribe to Auto-tagging only?

No, the Discovery Suite is sold as a package that includes Auto-tagging.

How does Similarity Search work with Auto-tagging?

Similarity Search is a major time saving feature that allows you to see the most similar tracks for any song in your DISCO. It also lets you enter reference track links from YouTube and get the most similar tracks in your DISCO in return. Only auto-tagged tracks are included in the results. [You can find more info on Similarity Search here.](#)

My music isn't tagged, can you help me?

We can! As part of your Discovery Suite subscription, you can tag your music with our auto-tagging.

Do you offer a one time auto-tag of all my DISCO content?

We don't offer a one-time bulk tagging for two reasons:

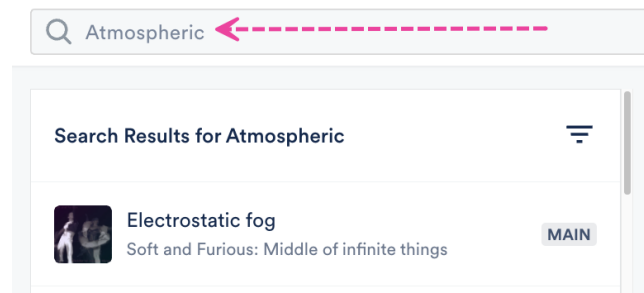
The tags are not static; the AI is constantly connected to your tracks and learning new vocabulary as tags are manually added and removed. New tags will be applied automatically

when our AI learns new tags or improves its accuracy with existing tags.

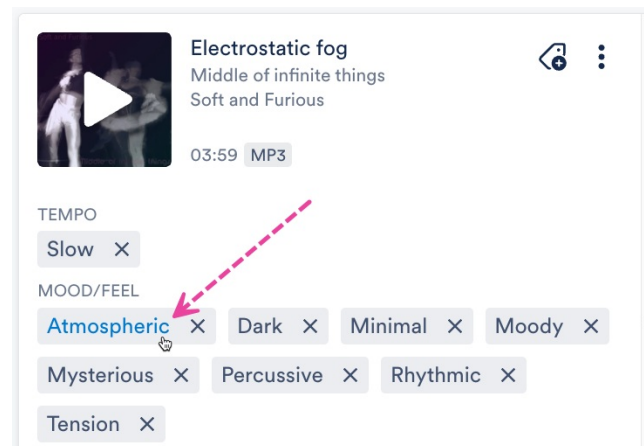
Similarity Search requires continuous connection to the AI. When you paste a reference YouTube link into the search bar, it is sent to the AI to scan for similar tracks in your DISCO. Only auto-tagged tracks are included in the results.

How can I search the tags?

Use the search bar at the top of your DISCO to search for specific tags:



or click on tags in the Track panel to filter your content:



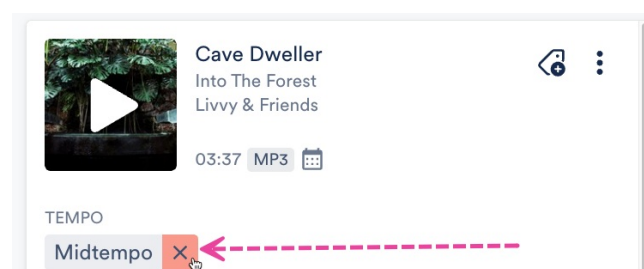
For more on searching your DISCO, by tags or other criteria, [check out this article](#) or [this video](#).

Can I export my tags?

Yes! Just reach out to our support team who will provide you with a spreadsheet.

What if there's a tag that's not accurate?

Hover over the tag and click the **X** to remove. The AI system learns as tags are added and removed to improve accuracy. Removed tags will never be added back to the same track in the future.



If I delete a tag applied by auto-tagging, will it be re-applied?

When you remove an auto tag, we keep a record of that deletion and auto-tagging won't apply that tag to that track again. If you remove a tag from a track that you or someone from your team added, auto-tagging won't add it back again.

Can I see which tags are mine and which ones are AI?

Not at the moment.

Can clients/receivers see the tags?

Not by default, however, Tags can be written to the **Comments** metadata field as the Track is downloaded or saved to another DISCO. [Visit this article for instructions on how to set this up.](#)

Note: Apple Music cuts off the Comments field at 250 characters (DISCO does not).

Will the AI overwrite or remove any existing tags?

No, the AI will not overwrite or remove any tags you've manually added. It can however change existing tags that the AI has populated for a couple of reasons.

Firstly, if we push an updated tagging model, it might need to change existing tags in order to provide more accurate tags for a track based on the new model. If it previously tagged a track with 'female vocal', for eg, in a new, improved model it might change that vocal tag to 'instrumental', or it might update the BPM to a more accurate tempo.

In addition, we will occasionally remove tags the AI has added; we recently removed the 'urban' tag from our schema, and removed that tag where it had been added. But this will only happen very occasionally, and you'll be advised if a tag is removed. The AI will never affect tags you've added.

Can I add my own tags?

Absolutely! [Check out this article for details on using Track Tags.](#)

Can I add my own custom tags for the AI to learn?

The AI learns as you remove and add new tags, and we're always looking for new, relevant tags to train the AI on. Over time, the tags our AI returns will expand, and these will automatically be applied to your tracks where they fit.

How long does it take for tags to appear when I add new songs?

Tracks added to the Auto tagged tracks channel will be queued for tagging automatically. The folder is scanned every 5 minutes, so you don't need to do anything after dragging them. Most tracks are tagged within just a few minutes, however, it can sometimes take longer, especially if you've added a large amount of tracks. In some cases, a single track can potentially take 15-20 minutes to tag properly. More commonly, it takes roughly between 30 minutes and 2 hours. If you don't see tags on these tracks within a few hours or more, let us know so we can

investigate it further.

What happens when I reach my auto-tagging track limit?

Additional Tracks will no longer be tagged. To increase your quota:

1. In the top-right corner of your DISCO, open **Settings** (the person icon) and select **Settings and Account**.
2. Under **Workspace Settings**, select **Billing & Subscriptions**.
3. Locate the **Add Ons** section and scroll to **Discovery Suite**.
4. Click **Change subscription**.

Add Ons

Discovery Suite

\$40
per month

You have used 60 of your current 1,000 track Discovery Suite subscription. [Change subscription](#)

Discovery suite lets you auto-tag tracks, share your whole catalog, search for similar tracks and generate instrumentals.

Includes [Catalogs](#), [Similarity Search](#), [Auto-tagging](#) and [Instant Instrumental](#). The Discovery Suite add on is in addition to your base plan and will be billed in the same billing cycle.

[Cancel Discovery Suite](#)

5. Select a new number of **Tracks** from the drop-down, and click the **Change Discovery Suite** button.

Discovery Suite

\$108
per month

You have used 60 of your current 1,000 track Discovery Suite subscription.

Tracks ⓘ

6000 tracks

▼

Discovery suite lets you auto-tag tracks, share your whole catalog, search for similar tracks and generate instrumentals.

Includes [Catalogs](#), [Similarity Search](#), [Auto-tagging](#) and [Instant Instrumental](#). The Discovery Suite add on is in addition to your base plan and will be billed in the same billing cycle.

[Add discount coupon](#)

Cancel

Change Discovery Suite

I don't want all my content tagged, can I choose which songs I wish to tag?

Yes! Only tracks added to the Auto-tagging area in the left sidebar will be tagged. However, removing a track from this area **will not** remove auto-tags from the track or lower your auto-tagging quota.

Will auto-tagging impact my base plan track quota?

No. Auto-tagged Tracks do not count towards the Track quota for your base plan, but they do count towards your **Discovery Suite quota** if they are either auto-tagged or in your Catalog. Tracks that are both auto-tagged and in your Catalog still only use up one track towards your quota.

The Discovery Suite quota use therefore is a mix of what is auto-tagged and what is in Catalogs.

Do auto-tagged tracks count toward my Discovery Suite quota?

Yes, auto-tagged Tracks count towards your Discovery Suite quota, however, tracks that are *both* auto-tagged and in your Catalog only use up *one* track towards your quota.

Where can I view my tagging quota?

Auto-tagging quota is visible in the Auto-tagged tracks area. If this is not visible for you, please contact support to make it visible.

