

Merging Tracks

Last Modified on 03/11/2025 2:40 pm PDT

To manage duplicate Tracks in your DISCO, you can **merge** them.

At a glance

Merging will remove duplicates while preserving the place and history of both the Master Track and the duplicate track(s) in any Playlists they were in.

Example:


We merged the duplicate Track **"Broken coin (Final Master) 1"** into the Master track **"Broken coin (Final Master) 2"**. Before the merge, the duplicate Track was in the Playlist **"My First DISCO Playlist"**, and the Master was in the Playlist **"My Super Awesome Playlist"**. After the merge, the Master Track is now in *both* Playlists, retaining its original place in **"My Super Awesome Playlist"**, in addition to replacing the duplicate in **"My First DISCO Playlist"**.

Before merging

My First DISCO Playlist 🥳

10 tracks | a few seconds ago

Add playlist tags here




Broken coin (Final Master) 1

Soft and Furious: Middle of infinite things

My Super Awesome Playlist 🙌

16 tracks | a few seconds ago

Add playlist tags here



Broken coin (Final Master) 2


Soft and Furious: Middle of infinite things

After merging

My Super Awesome Playlist 🙌

16 tracks | a few seconds ago

Add playlist tags here




Broken coin (Final Master) 2

Soft and Furious: Middle of infinite things

My First DISCO Playlist 🥳

10 tracks | 4 minutes ago

Add playlist tags here




Broken coin (Final Master) 2

Soft and Furious: Middle of infinite things

Merging your Tracks



1. Use [multi-select](#) to select all of the Tracks to be merged.
2. Click the **Merge** button (two-pronged arrow icon) in the **Edit** menu at the bottom of the screen.

A screenshot of a dark-themed UI element, likely a bottom sheet or modal, titled "Edit 2 tracks". It contains four icons in a row: a pencil (edit), a two-pronged arrow (merge), a trash can (delete), and a three-dot menu (more options). The two-pronged arrow icon is highlighted with a red dashed rectangular box, and a red arrow points from the top-left towards it.

3. Select the master track by clicking the white space to the left of the artwork. A checkmark should appear.

Please select the master track ⓘ

ⓘ Some of the tracks you're trying to merge have lossless (aif) formats attached. If you'd like to pass across a lossless format to the master track, select it via the checkboxes below.

	Broken coin (Final Master) 1 Soft and Furious: Middle of infinite thi...	<input type="checkbox"/> MP3
	Broken coin (Final Master) 2 Soft and Furious: Middle of infinite thi...	<input type="checkbox"/> AIF <input checked="" type="checkbox"/> MP3

Tip: Choose the Track with the most accurate and complete metadata.

4. Click the **Merge tracks** button.
5. A confirmation message will appear. If you're sure, click the **Let's merge** button.

Good news! You're about to merge 2 tracks. The master track you've chosen will be kept, and the other tracks will be deleted.

If you'd like to keep any metadata from the non-master tracks, click Cancel below and add the metadata to the relevant fields, and then click **Merge tracks**.

Let's merge

Cancel

☐ Don't show this warning again

Only *one* Track will remain after the merge is complete, but it will appear in any Playlists in which the previous duplicates were.

Passing lossless formats (e.g. AIFF, WAV) across Tracks when merging


The Track you select as your Master may not have a lossless format (e.g. AIFF or a WAV), or the lossless format associated with the Master may not be the one you want to use. But, if the duplicate Track you're planning to discard in the merge contains a lossless format, you can pass this version across to the Master.


To do this, check the box next to the format you'd like to keep from the duplicate Track.

Example:

We want "**Broken coin (Final Master) 1**" to be our Master Track, but it does not have any lossless formats, so we want to keep the AIFF from the duplicate Track "**Broken coin (Final Master) 2**". Because we have checked the box next to the AIFF version of the duplicate Track, this format will be passed to the Master Track after the merge. In other words, after the merge, the Master Track will contain both the MP3 format from the Master *and* the AIFF format from the discarded duplicate.

Please select the master track 

 Some of the tracks you're trying to merge have lossless (aif) formats attached. If you'd like to pass across a lossless format to the master track, select it via the checkboxes below.

	Broken coin (Final Master) 2 Soft and Furious: Middle of infinite thi...	<input checked="" type="checkbox"/> AIF <input type="checkbox"/> MP3
		Broken coin (Final Master) 1 Soft and Furious: Middle of infinite thi... <input checked="" type="checkbox"/> MP3