

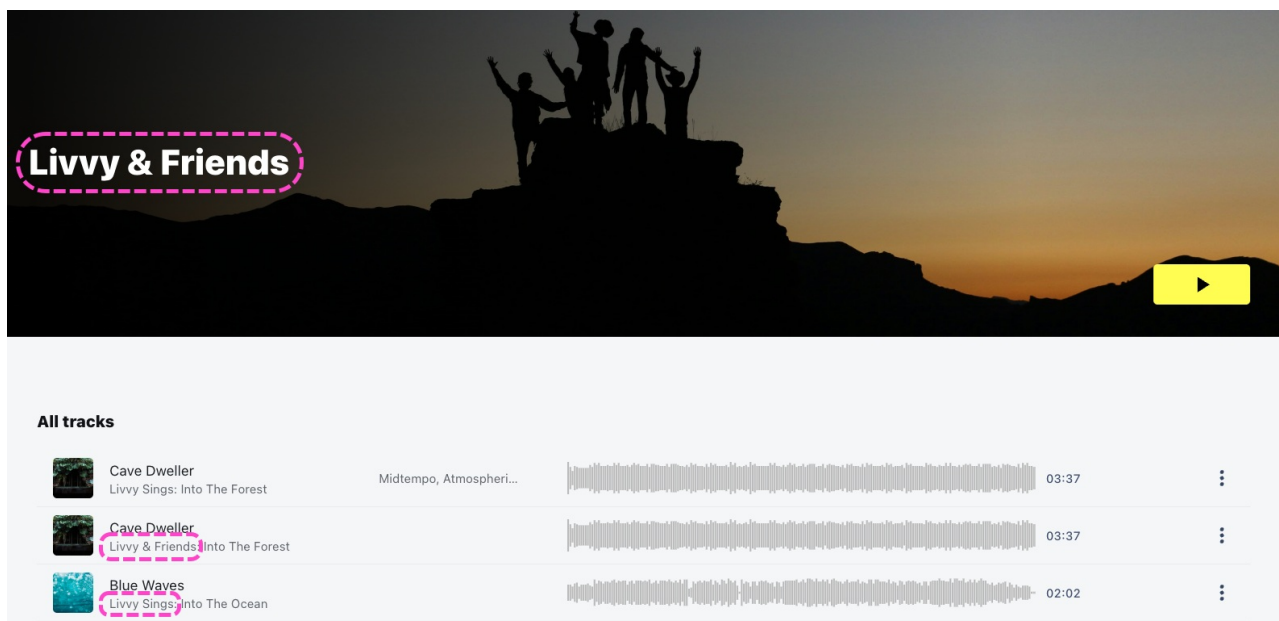
# Linking Artist Profiles

Last Modified on 01/06/2026 3:13 pm PST

The **Artist Profiles** in your DISCO are the same ones that are displayed in your **DISCO Catalogs** under **Artists** (in the left sidebar). You can link multiple Artist Profiles together so that users are presented with a consolidated Artist Profile when browsing through Tracks with different Artist names in your Catalog.

## At a glance

This is useful for Artists who have bodies of work under different aliases or just prefer all of their Tracks to appear under the same Artist Profile in their Catalog.



## Linking Artist Profiles

There are two ways to do this:

- from within an Artist Profile
- from your Catalog Settings

Before linking, determine which will be the **parent artist**, or the artist whose Profile under which Tracks from the other artist aliases will be nested.

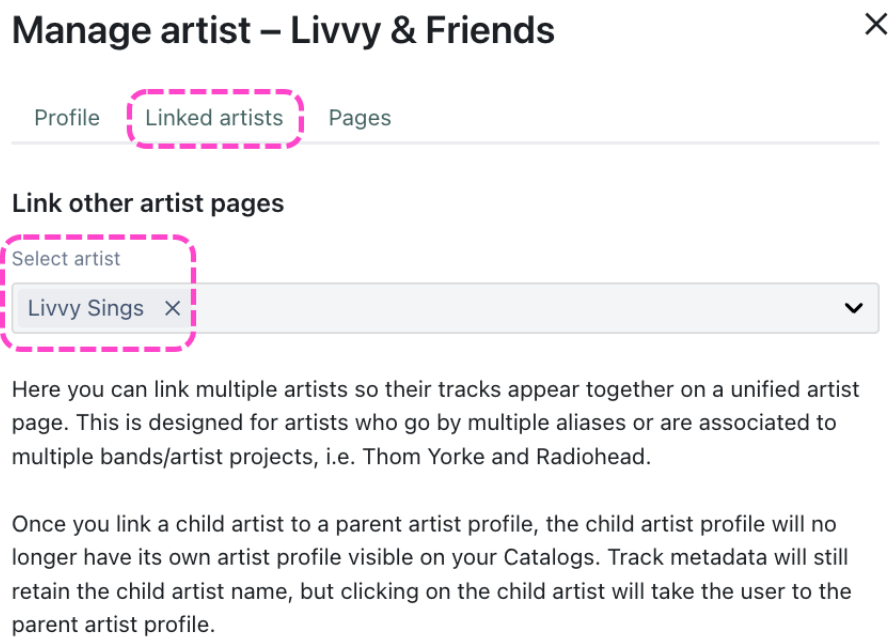
### Example

We want **Livvy & Friends** to be the parent artist, meaning Tracks from **Livvy Sings** should be nested under the Livvy & Friends Artist Profile.



## From within an Artist Profile

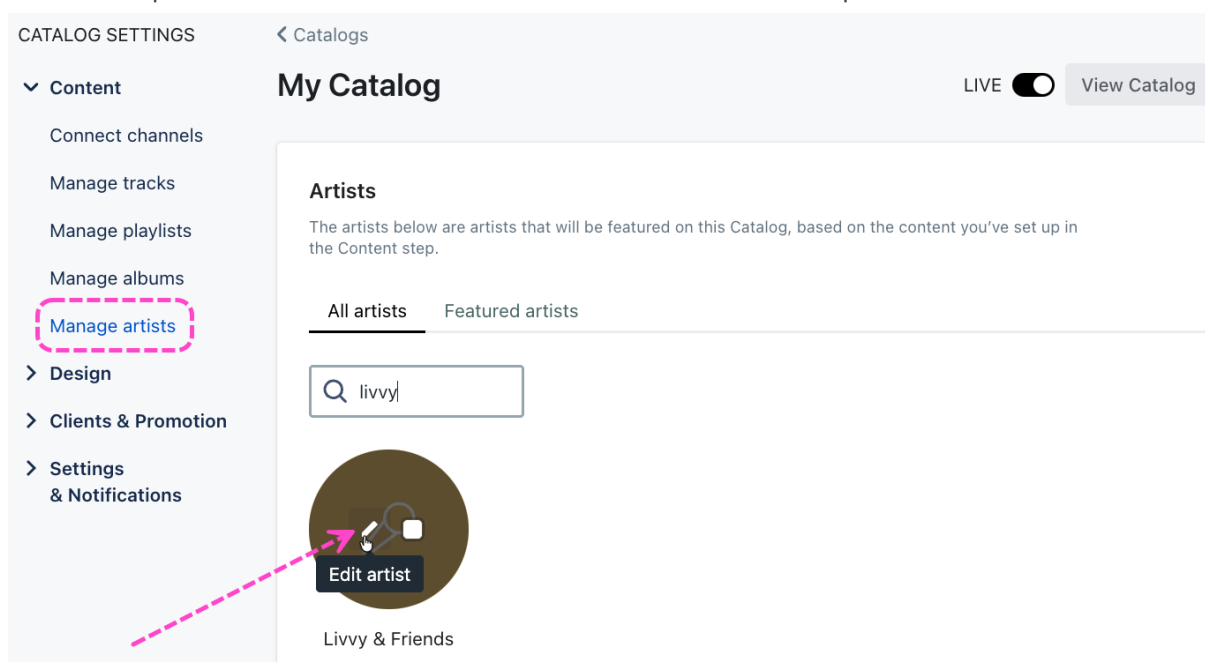
1. Open the **Artist Profile** for the parent artist.
2. Select the **Linked artists** tab.
3. Select the artist(s) you want to link from the dropdown.



4. Select the **Profile** tab and click the **Save** button.

## From your Catalog Settings

1. Open the **Catalog Settings** for the desired Catalog.
2. Under **Content**, select **Manage artists**.
3. Locate the parent artist, hover over the thumbnail, and click the pencil to **Edit artist**.



4. In the **Manage artist** window, select the **Linked artists** tab.
5. Select the artist(s) you want to link from the dropdown.

## Manage artist – Livvy & Friends



Profile

Featured tracks

Linked artists

### Link other artist pages

Select artist

Livvy Sings X



Here you can link multiple artists so their tracks appear together on a unified artist page. This is designed for artists who go by multiple aliases or are associated to multiple bands/artist projects, i.e. Thom Yorke and Radiohead.

Once you link a child artist to a parent artist profile, the child artist profile will no longer have its own artist profile visible on your Catalogs. Track metadata will still retain the child artist name, but clicking on the child artist will take the user to the parent artist profile.

6. Select the **Profile** tab and click the **Save** button.

## Viewing linked artists in your Catalog

After the artists are linked, *only the parent artist* will have an Artist Profile in your Catalog.

The screenshot displays the DISCO application interface. On the left is a sidebar with navigation options: Genre, Duration, Discover, Playlists, Artists (highlighted with a green circle and a vertical bar), and My Music. Below these is a 'CONTACT' button. The main content area is titled 'All artists' and features a search bar, a 'Sort by' dropdown, and two artist cards. The first card, 'Livvy & Friends', is highlighted with a pink dashed box and shows a silhouette of people on a rooftop. The second card, 'Soft and Furious', shows a person in a dynamic pose. At the bottom left is the 'DISCO' logo, and at the bottom right are links for 'Terms' and 'Privacy'.