

Playlist Stats

Last Modified on 03/31/2025 12:29 pm PDT

After sharing a Playlist, you can view the **Stats** to see if and how your recipient(s) interacted with it.

At a glance

Stats are generated on [shared Playlists](#), but depending on the share method selected, only some stats will show specifically which recipient took a particular action.

Stats for My Super Awesome Playlist 🙌 ×

TOTAL ▾		Page views 9	Playlist downloads 1	Track downloads 5	Streams 27
<div>JH</div> Jim Halpert	1	0	2	3	
<div>MS</div> Michael Scott	3	1	0	15	
<div>PB</div> Pam Beesley	2	0	1	4	
<div></div> Other recipients	3	0	2	5	

To view more activity for your recipients, and manage their details, visit [Contacts](#).

What's included in Playlist Stats

Playlist Stats show who* has accessed your playlist, what action(s) were taken, and the number of each action taken. Actions include:

- **Page views**
- **Playlist downloads**
- **Track downloads**
- **Streams**

**Dependent on the share method selected.*

These actions are listed in the top row:

Stats for My Super Awesome Playlist 🙌



TOTAL ▾	Page views 9	Playlist downloads 1	Track downloads 5	Streams 27
Jim Halpert	1	0	2	3
Michael Scott	3	1	0	15
Pam Beesley	2	0	1	4
Other recipients	3	0	2	5

To view more activity for your recipients, and manage their details, visit [Contacts](#).

How Stats are assigned to recipients

Stats are assigned to specific recipients based on which method you used to [share your Playlist](#).

Both the **Email playlist directly** and **Assign URL to a contact** Playlist share methods will assign stats to the *specific* recipients selected.

Stats for My Super Awesome Playlist 🙌



TOTAL ▾	Page views 9	Playlist downloads 1	Track downloads 5	Streams 27
	1	0	2	3
	3	1	0	15
	2	0	1	4
Other recipients	3	0	2	5

To view more activity for your recipients, and manage their details, visit [Contacts](#).

The **Copy URL** method will also generate stats, but these will be aggregated under "Other recipients."

Stats for My Super Awesome Playlist 🙌



TOTAL ▾	Page views 9	Playlist downloads 1	Track downloads 5	Streams 27
Jim Halpert	1	0	2	3
Michael Scott	3	1	0	15
Pam Beesley	2	0	1	4
	3	0	2	5

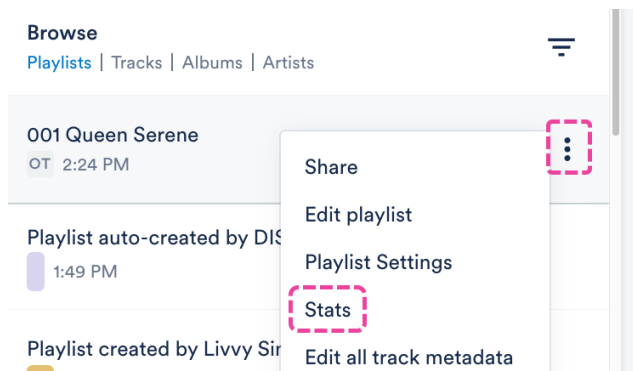
To view more activity for your recipients, and manage their details, visit [Contacts](#).

Viewing Playlist Stats

View all Stats for a particular Playlist

You can either:

- Open the **Playlist Menu (⋮)** and select **Stats**.



- Open the **Share Playlist** page and click the link to **View Access Stats**.

Share Playlist

001 Queen Serene
OT 2:24 PM

Message

Message

View current [Share URLs](#) and [Access Stats](#).


Cancel

View all Stats for a particular Contact

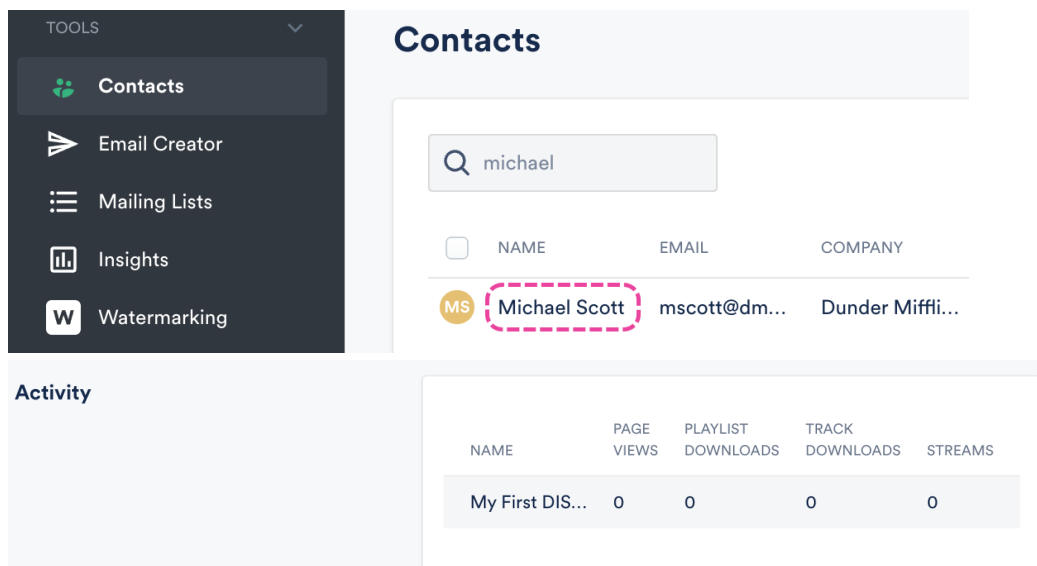
You can either:

- Click on their name on the Stats page for a particular Playlist.

Stats for My First DISCO Playlist 🥰

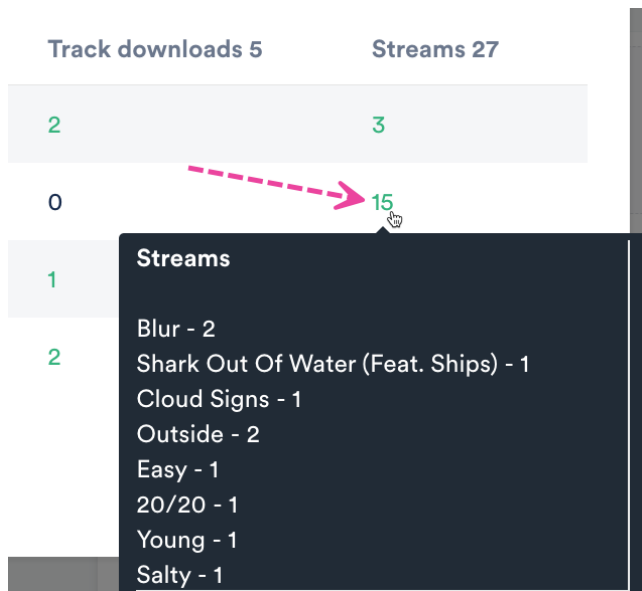
TOTAL ▾	Page views 0	Playlist
 Michael Scott	0	0

- Open their Contact page and scroll down to **Activity**.

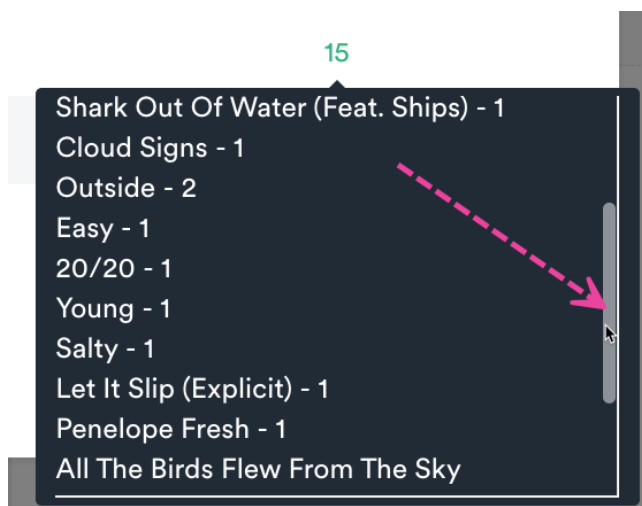


Breaking down the specifics

You can see which specific Tracks were streamed and downloaded by hovering over the numbers:




If there is a higher amount of activity, you'll be able to scroll down in the hover pop-up to see it all:



The Stats page may also look different depending on the scenario.

- If there are no stats, the page will look like this:

Stats for My Nested Playlist 🎧




No activity here yet

Generate some activity by [sharing your list](#).

- As soon as you share your Playlist with a Contact, their name will appear on the Stats page, even if they haven't interacted with it yet and there is no activity:

Stats for My First DISCO Playlist 🎶

TOTAL ▾	Page views 0	Playlist downloads 0	Track downloads 0	Streams 0
 Michael Scott	0	0	0	0

To view more activity for your recipients, and manage their details, visit [Contacts](#).



Team Inbox Stats

When you share a Playlist to a [Team Inbox](#) of another DISCO, you'll see individualized stats for users already in your Contacts. The activity of all other users is aggregated under "Other recipients" to protect the privacy of those users.

Example:

You can see activity from the user Jason Sample because we sent this Playlist to a Team Inbox that Jason had access to, and Jason is a Contact in our DISCO. Activity from other users who have access to that Inbox is listed under "Other recipients" because they are not Contacts in our DISCO.

Stats for a playlist shared to a Team Inbox

TOTAL ▾	Page views 3	Playlist downloads 0	Track downloads 0	Streams 6
 Jason Sample	2	0	0	4
 Other recipients	10	0	0	52