

Feature Guide: Insights

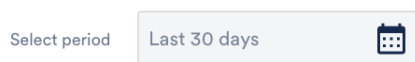
Last Modified on 04/08/2026 1:10 pm PDT

At a glance

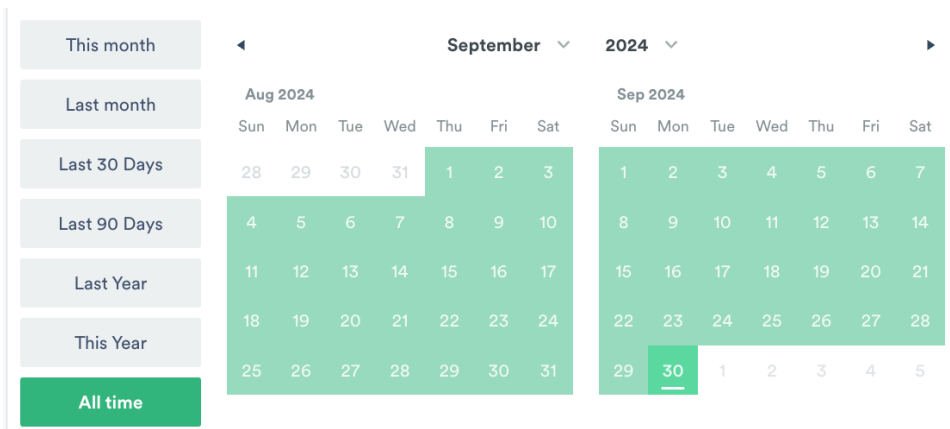
Unlike [Reports](#), **Analytics** are captured at *both* the Track and Playlist levels. There are two types of analytics captured:

- Recipients analytics
- Team analytics

When viewing analytics, you can adjust the period by using the **Select period** option in the top right corner of the page:



You can specify a date range by choosing a preset (**This month**, **Last month**, **Last 30 days**, **Last 90 days**, **Last Year**, **This Year**, **All time**) or setting a custom period:



Recipients analytics

These come from the recipients of your Tracks and Playlists to show how they are accessing your content.

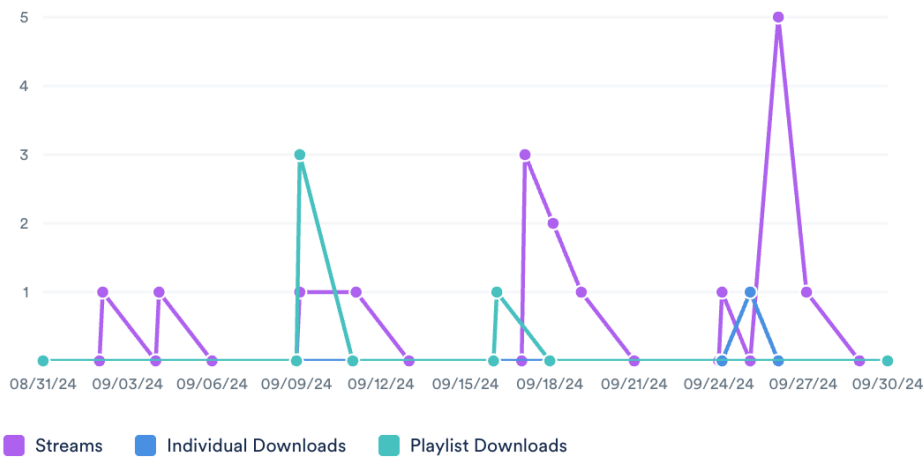
Recipients analytics includes:

- the number of **Streams**, **Individual Downloads**, and **Playlist Downloads**

Recipients analytics

Select period

Last 30 days



• Most accessed playlists

Most accessed playlists

[View more](#)

PLAYLIST	LAST UPDATED	ACCESSED
Non-media files	August 31st 2024, 4:18pm	3
My Super Awesome Playlist 🙌	September 23rd 2024, 6:15pm	2
Livvy Sings - Artist Page	July 18th 2024, 6:12pm	2
My First DISCO Playlist 🎵	September 23rd 2024, 6:42pm	1
My Super Awesome Playlist ❤️	September 26th 2024, 6:05pm	1

• Most downloaded playlists

Most downloaded playlists


[View more](#)

PLAYLIST	LAST UPDATED	DOWNLOADED
My Super Awesome Playlist 🙌	September 23rd 2024, 6:15pm	1
Livvy Sings - Artist Page	July 18th 2024, 6:12pm	1

• Most streamed files

Most streamed files


[View more](#)

FILE	ARTIST	STREAMED
 20/20	Queen Serene	18

• Most downloaded files

Most downloaded files







[View more](#)

FILE	ARTIST	DOWNLOADED
 20/20	Queen Serene	1

- **Most active recipients**

Most active recipients

[View more](#)

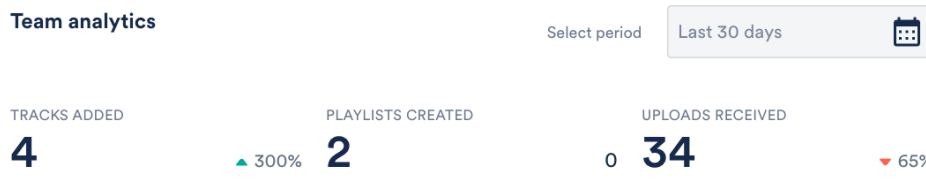
NAME	ACTIVITY
 Ray 	5
 Alexander 	3
 Lauren 	2

Team analytics

These come from the **Users** in your DISCO to show how they are using your Tracks and Playlists.

Team analytics includes:






- number of **Tracks Added**, **Playlists Created**, and **Uploads Received**



- **Most played tracks and videos**

Most played tracks and videos






[View more](#)

FILE	ARTIST	PLAYED
 20/20	Queen Serene	4
 Penelope Fresh	Sugar World	3
 Cloud Signs	Pink Skies	2
 Outside	Memory Spells	2
 All The Birds Flew From The Sky (instrume...	Memory Spells	2

- **Most pitched files** (these are the files included in the most Playlists in your DISCO)

Most pitched files

[View more](#)

FILE	ARTIST	PITCHED
 Secret Light	Sugar World	1
 Lost Inside the Dream	Sugar World	1
 Sabbath Still	Sugar World	1
 We Fell in Love	Sugar World	1
 Time to Kill	Sugar World	1

- **Most playlists created by team member**

Most playlists created by team member

[View more](#)

NAME	CREATED
 Olivia Disco	1






Limitations by plan

Users on both the **Plus** and **Pro** plans have access to both **Recipients** and **Team analytics**, and can see all of the same types of data.

The only difference is that **Plus** users will see a limited amount of analytics (whatever is currently displayed in each section), whereas **Pro** users can access all analytics by clicking the **View more** buttons in each section:

Most played tracks and videos

[View more](#)

FILE	ARTIST	PLAYED
 20/20	Queen Serene	4
 Penelope Fresh	Sugar World	3
 Cloud Signs	Pink Skies	2
 Outside	Memory Spells	2
 All The Birds Flew From The Sky (instrume...	Memory Spells	2

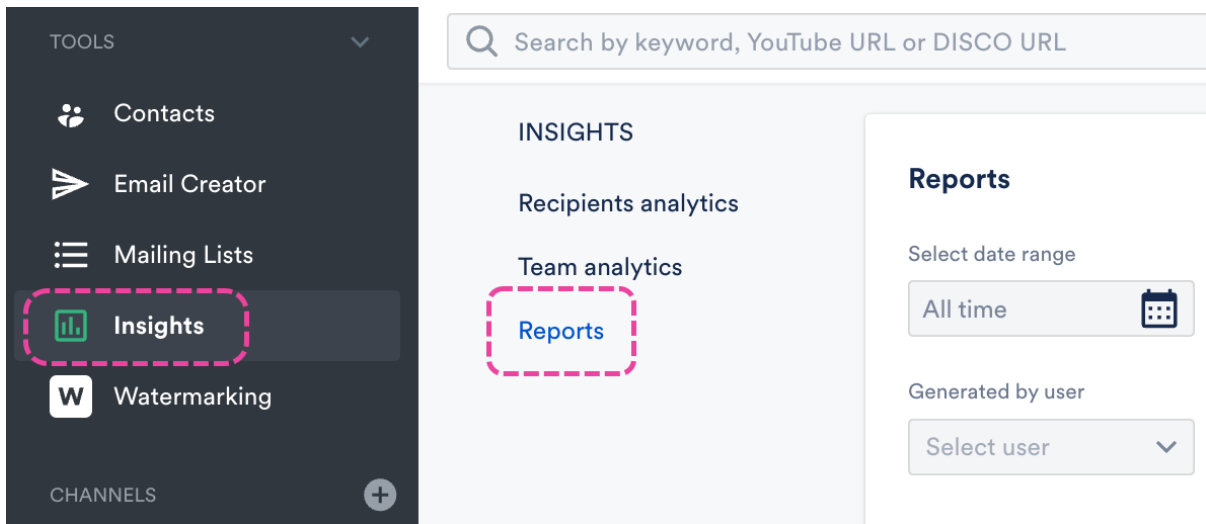
Generating Reports

Using **Reports**, you can gather data about your Playlists and the Tracks within them.

At a glance

Reports are generated at the Playlist level and can be customized using basic reporting fields, **Filters**, and **More Options** to see things like:

- Playlists you've sent to specific Contacts
- Playlists that contain Tracks with specific metadata (e.g. Artist or Genre)
- Playlists in specific Channels, or with specific Tags
- Client Playlists
- and more!



Note: Some features are only available on certain plans:

- The **Plus** plan allows for limited reporting features (basic reporting fields, and **Filters** only).
- The **Pro** plan allows for all reporting features (including basic reporting fields, **Filters**, and **More Options**).
- [More information about subscriptions and features can be found here.](#)

Basic reporting fields

There are six basic reporting fields included with the **Plus** plan and above:

Reports

Select date range	Select metadata	Playlist title
All time	All metadata Search metadata	Playlist title
Generated by user	Sent to client	Featuring writer
Select user	All clients	All writers

- **Select date range** - To specify a date range by choosing a preset (**This month, Last month, Last 30 days, Last 90 days, Last Year, This Year**) or setting a custom period. (By default, reports will be for all time).

- **Select metadata** - To choose specific metadata fields to include from the dropdown or by typing in the search box.
- **Playlist title** - To include by their exact title, or using words in the title.
- **Generated by user** - To include Playlists generated by specific users in your DISCO.
- **Sent to client** - To include Playlists that have been shared with specific Clients.
- **Featuring writer** - To include Playlists containing at least one Track with a Split by a particular Writer.

Filters

There are three **Filters** are included in the **Plus** plan and above:

Filters

Filter by channel	Filter by tag	Clients lists only
Select channels 	Select tags 	No 

- **Filter by channel** - To include Playlists within specific Channel(s). If you add multiple Channels, the report will include Playlists in *any* of those Channels, rather than Playlists that are in *all* of them.
- **Filter by tag** - To include Playlists with specific Playlist Tags. Unlike the Channel filter, if you enter multiple tags, the report will *only* include Playlists containing *all* of them.
- **Client lists only** - To include [Client Version Playlists](#).

More Options

Note: The **More options** section is only available on Pro plans and above.

With **More options** you can include a broader range of information in your report, such as:

More options

For definitions of the different data types, [click here](#).

General options

- Include access
- Include playlist tags
- Include recipients
- Include user who created the playlist

Track information

- Title
 - Album
 - Artist
 - BPM
 - Comment
 - Composer
 - Genre
 - Grouping
 - Year
 - PRO Number
 - ISRC
 - DISCO Track ID i
 - Internal note
 - Client note
- Show all

Writer information

- Name
- Percentage
- Publisher
- PRO

• General options

- **Include access** - To include [Playlist Stats](#). *If no recipient is selected*, all Stats for the playlists will be shown and won't be broken down by recipient. *If a recipient is selected*, only stats for that recipient will be shown.
- **Include playlist tags** - To include any Playlist Tags applied to the Playlists. Multiple tags will be comma separated.
- **Include recipients** - To include any Contacts the Playlist was shared with, either via emailing directly or assigned URLs.
- **Include user who created the playlist** - To include the user in your DISCO who created the Playlist.

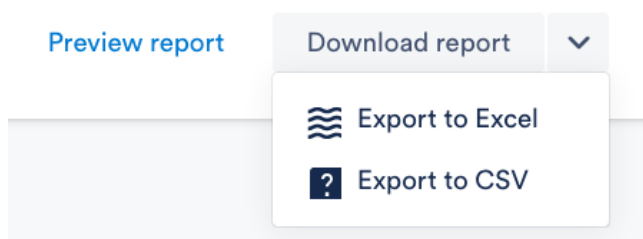
- **Track information** - By default, the report will include Artist, Title, and Album metadata, but you can also choose to include any of the other track metadata fields DISCO supports, plus PRO number, and Notes.

- **Title**
- **Album**
- **Artist**
- **BPM**
- **Comment**
- **Composer**
- **Genre**
- **Grouping**
- **Year**

- **PRO Number**
- **ISRC**
- **DISCO Track ID**
- **Internal note**
- **Client Note**
- **Writer information**
 - **Name**
 - **Percentage** - From a Writer Split.
 - **Publisher**
 - **PRO**

Previewing and downloading Reports

When you've finished customizing your Report, you can click **Preview report** to see what it will look like. When you're ready to download it, click the **Download report** dropdown and select either **Export to Excel** or **Export to CSV**.



Smaller reports should be downloadable immediately; larger reports will be emailed to you.

Notes:

- *The maximum number of results a report can contain is 10,000. If your report generates more results than that, only the first 10,000 will be included.*
- *The **Date** column in your report will either reflect the date the Playlist was **Last Modified** or the date the Playlist was **Created**, depending on whichever was most recent.*