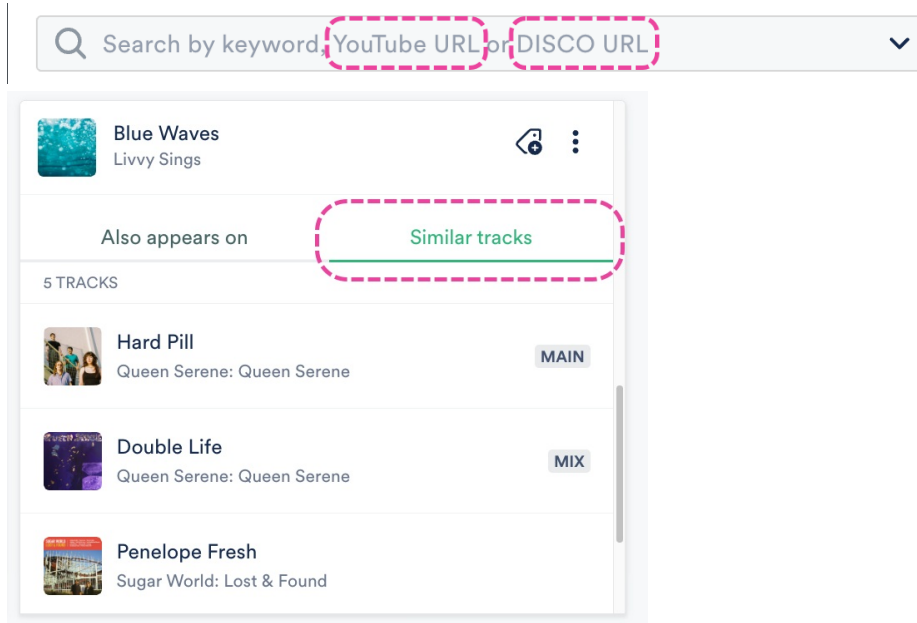


Feature Guide: Similarity Search

Last Modified on 07/02/2025 1:38 pm PDT

At a glance

You can use the search bar at the top of your DISCO, or the **Similar tracks** tab on the Track panel in the Explorer:



How it works

Similarity Search is powered by our AI to analyze audio from your Tracks and compare it with audio from other Tracks on a large amount of different dimensions. It does not take into account tags, metadata, or other high-level Track information, but performs a search on the sound of the audio itself.

A few other things to note:

- Videos in your DISCO are currently not included in Similarity Search results.
- Similarity Search works better with larger amounts of Tracks. The more Tracks there are in your DISCO, the more likely we are to find good results for you.
- **For Discovery Suite Subscribers:** New Tracks you add to your DISCO are included in results, as long as they are auto-tagged.
- **For Supervisors:** All New Tracks you add to your DISCO are automatically added to your Similarity Search.

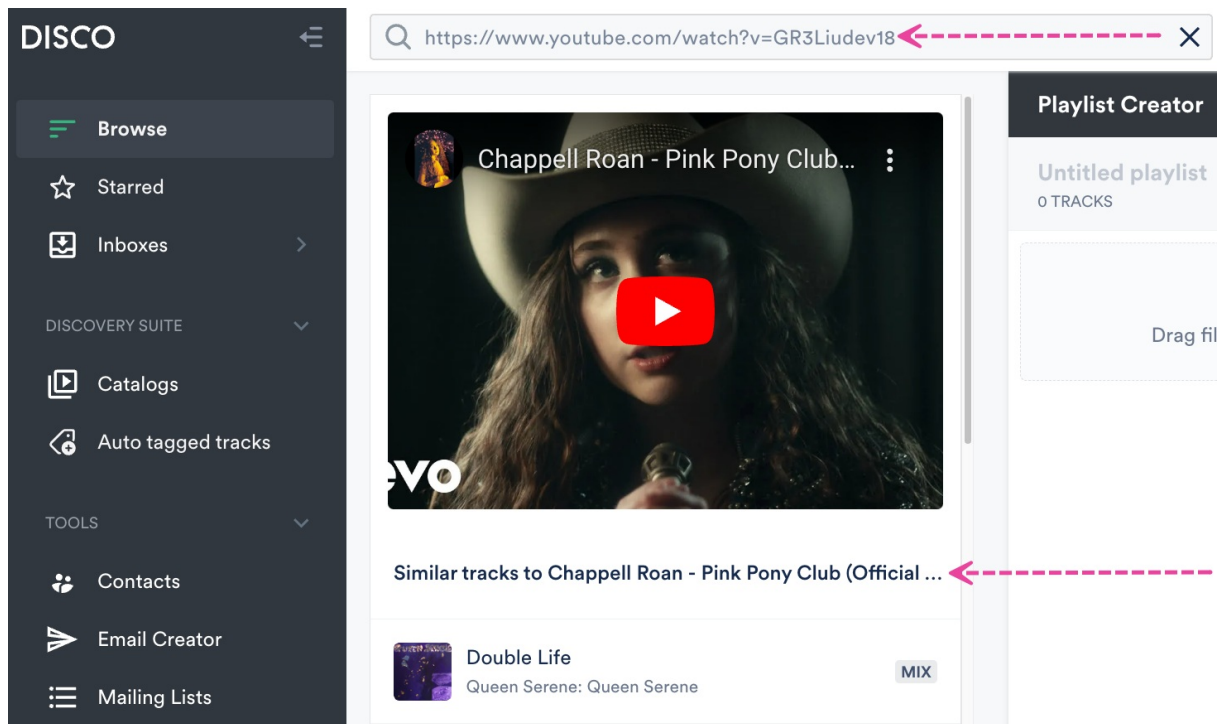
Performing a Similarity Search

Note: Unless you are on a Supervisor plan, your Tracks must be auto-tagged before they will appear in a Similarity Search.

There are a few ways to do this:

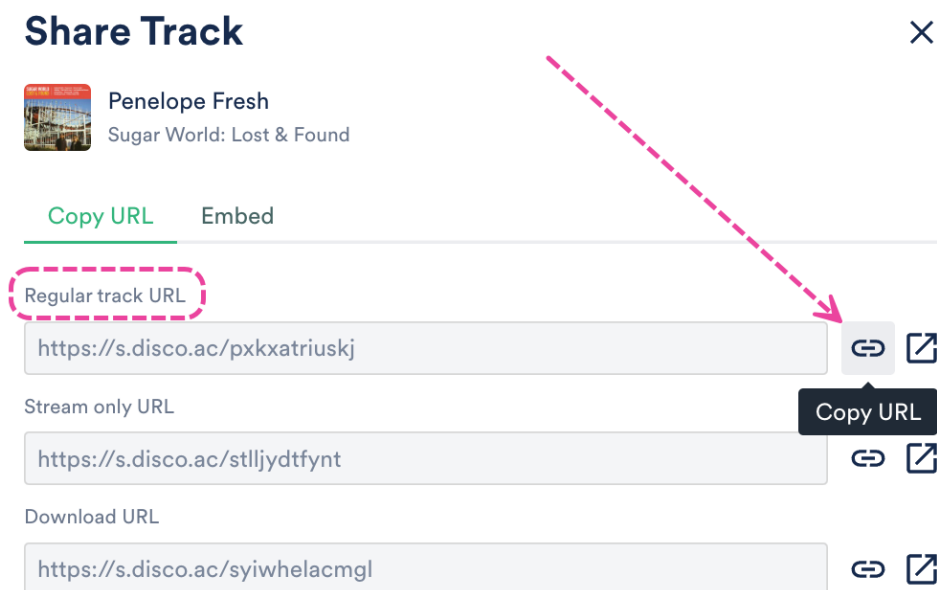
Search with a YouTube URL

1. Paste a URL from YouTube into the search bar at the top of your DISCO.
2. Similarity Search will return results that are found to be the most similar Tracks in your DISCO. The results are in order of similarity, meaning the most similar track is at the top.

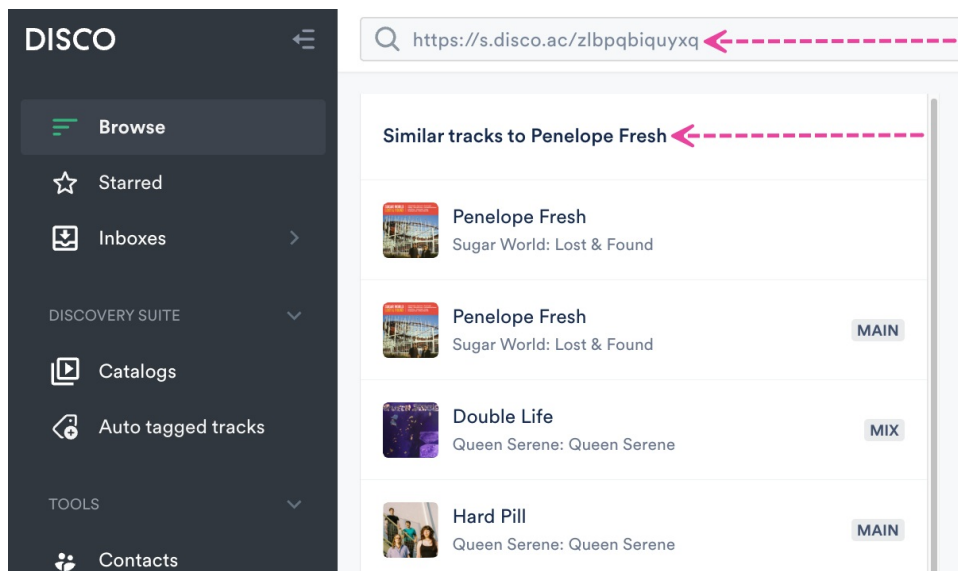


Search with a DISCO Track share URL

1. Copy a share URL for any Track in your DISCO.

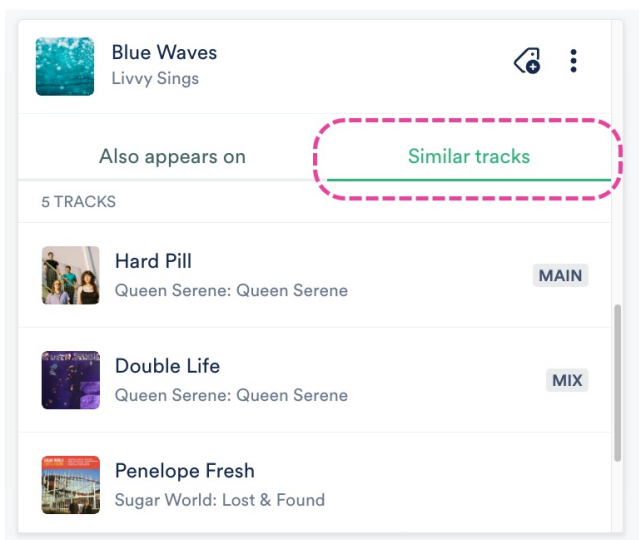


2. Paste the URL into the search bar at the top of your DISCO.




Browse through your Tracks

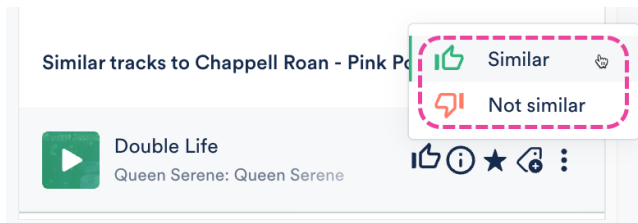
In the Track panel, click on the **Similar tracks** tab to find similar sounding Tracks. The results are in order of similarity, meaning the most similar Track is at the top.



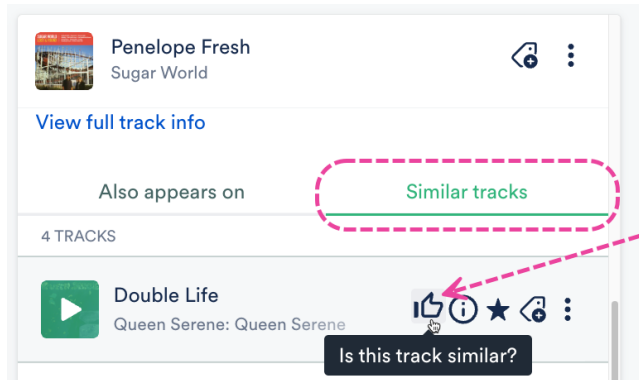
Providing feedback

We'd love it if you'd help us make our Similarity Search better! When you see results you think are a great fit, or maybe not so much, you can give us feedback in that moment:

1. Hover over a Track in the search results and click the **thumbs-up icon** .
2. Select ☐ **Similar** or ☐ **Not similar**.



You can also give feedback on Tracks from the **Similar tracks** tab:



FAQ

FAQ's