

Saving Content From Other DISCO's

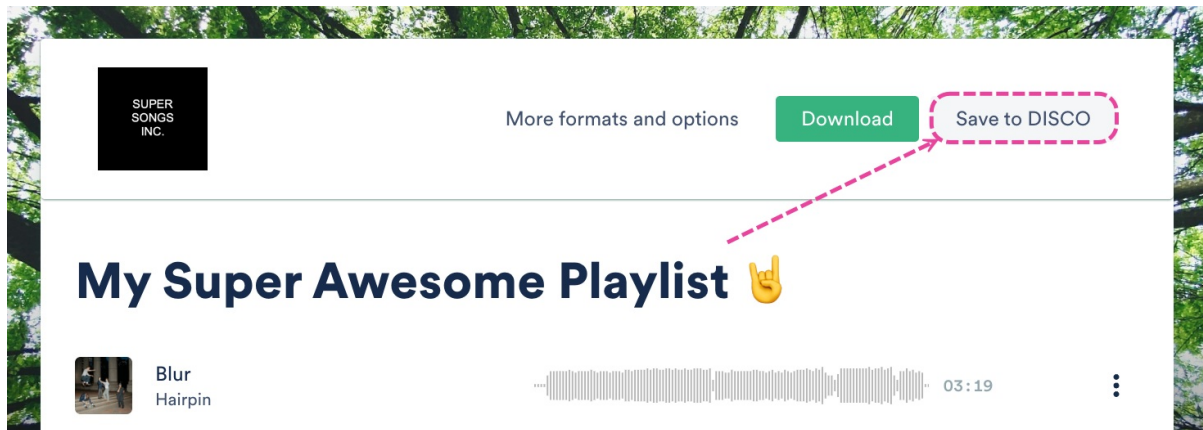
Last Modified on 07/17/2025 10:34 am PDT

Using the Save to DISCO button

With the **Save to DISCO** button, you can easily add Tracks and Playlists from other DISCOs to your DISCO in one click!

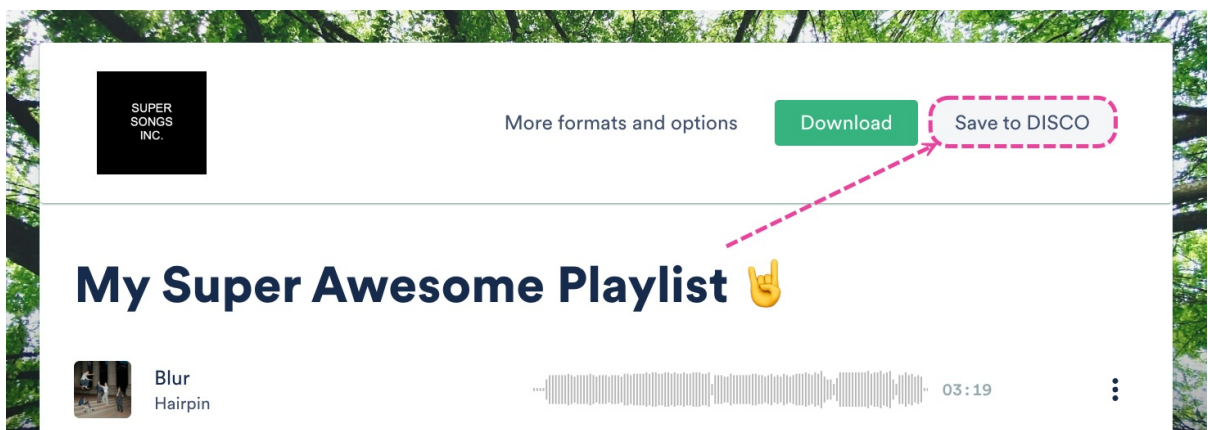
At a glance

The **Save to DISCO** button can be found on Playlist share pages, in the top-right corner next to the **Download** button.



Save an entire Playlist to your DISCO

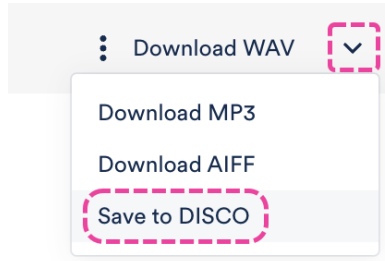
1. Open the Playlist share page.
2. Click the **Save to DISCO** button in the top-right corner.



Save individual Tracks from a Playlist to your DISCO

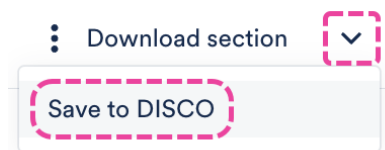
1. Open the Playlist share page.
2. To the right of the Track, click the arrow next to the **Download** button.

3. Select **Save to DISCO**.



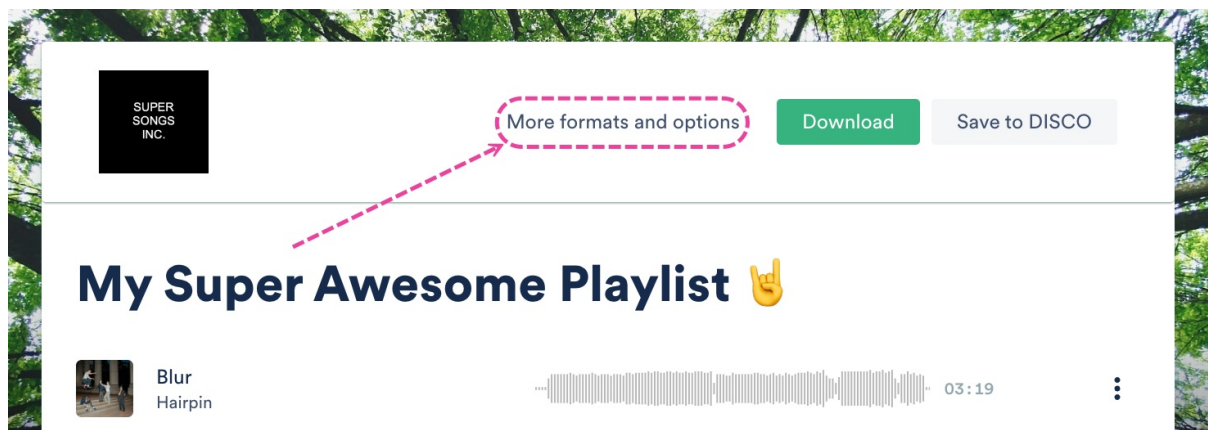
Save sections of a Playlist to your DISCO

1. Open the Playlist share page.
2. To the right of the section, click the arrow next to the **Download** button.
3. Select **Save to DISCO**.



Save specific files and formats of Tracks to your DISCO

1. Open the Playlist share page.
2. Click **More formats and options** in the top-right corner.



3. Check the boxes for each format of each Track you'd like to save.

More formats and options



TRACKS

☐ Select all ☐ Select all ☐ Select all

	Blur Hairpin	<input checked="" type="checkbox"/> MP3	<input type="checkbox"/> WAV	<input type="checkbox"/> AIFF
	Cloud Signs Pink Skies: The Tree That Broke The Cement	<input type="checkbox"/> MP3	<input checked="" type="checkbox"/> WAV	<input type="checkbox"/> AIFF
	Outside Memory Spells	<input type="checkbox"/> MP3	<input type="checkbox"/> WAV	<input checked="" type="checkbox"/> AIFF

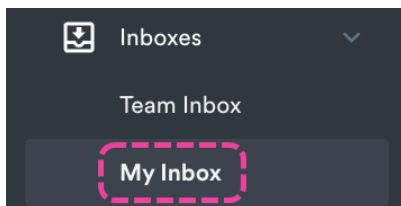
Save to DISCODownload selection

4. Click the **Save to DISCO** button.

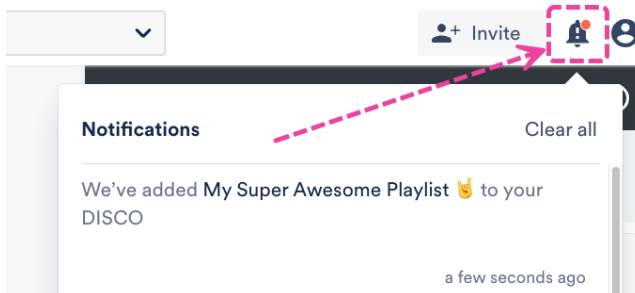
Frequently asked questions

- **Where can I find content I've saved to my DISCO?**

Content that you saved using the **Save to DISCO** button is added to [your personal Inbox](#) (labeled 'My Inbox').



You'll also receive a **Notification** in your DISCO.



- **What if I'm a member of multiple DISCOs? Which one does the content get saved to?**

If you are a member of multiple DISCOs, a list of businesses will appear, and you can choose which one you'd like to add the content to:

DISCO

Choose the business you'd like to add this music to

- 1 Level Two Music
- 2 Sandbox
- 3 LEARN DISCO

- **How does the Save to DISCO button differ from having a user upload tracks directly to my Inbox?**

The end result is similar, but they serve two different purposes:

The purpose of the **Save to DISCO** button is to add content to your DISCO that wasn't directly shared with you. After saving, the content appears in your Inbox.

The purpose of an **Inbox** is for users to share content with you directly. After uploading to your Inbox link, the content appears in your Inbox.

- **Is the Save to DISCO button available on Playlists set to Streaming only?**

No, because those Playlists can *only* be streamed. The Tracks can neither be saved nor downloaded, so those buttons do not appear.
